
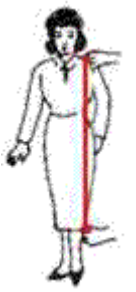
















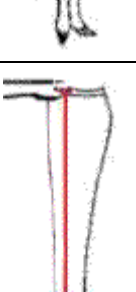
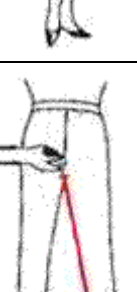

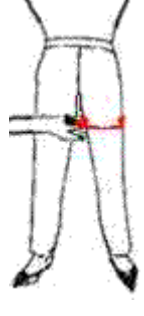




SYDNEY Shirts & Suits

Detailed measurements









<p>Jacket length Measure from shoulder seam to the length required</p> 	<p>Dress or overcoat length Measure from shoulder seam to the length required</p> 	<p>Vest length Measure from shoulder seam to the length required</p> 	<p>Bust or chest Measure around largest part; keep tape a little higher at the back</p> 
<p>Stomach Measure around stomach at the largest part</p> 	<p>Pants/skirt waist Measure around the position where you wear your pants/skirt</p> 	<p>Hips Measure largest parts around hips</p> 	<p>Full shoulders Measure across back from one end to another</p> 
<p>Half shoulder Measure from shoulder seam connecting neck to end of shoulder seam connecting sleeves</p> 	<p>Sleeves Measure from shoulder seam to waist with arm bent (do not measure from half shoulder)</p> 	<p>Sleeve cuffs Measure around Cuff. Please give exact and precise measure</p> 	<p>Front Keep your hands straight and measure from one armhole to another above bust</p> 
<p>Back Keep your hands straight and measure from one armhole to another</p> 	<p>Back length Measure from neck to centre of waist</p> 	<p>Shoulder to bust Measure from shoulders seam to nipple</p> 	<p>Shoulder to waist Measure from shoulder seam to front waist above bust</p> 
<p>Bust to bust Measure from one nipple to the other</p> 	<p>Neck Give us the shirt neck size you would normally buy</p> 	<p>Pants length Measure from top of waist band at the side to the length required</p> 	<p>Length of inseam Measure inseam from crotch to the length required</p> 






SYDNEY Shirts & Suits

<p>Pants crotch Measure from the top of the waistband in the front to the top of the waistband in the back</p>		<p>Thighs Measure around thigh at largest part, preferably giving exact and required measure</p>		<p>Pants cuffs Measure around the bottom of the pants (cuffs)</p>		<p>Skirt length Measure from waist to length required</p>	
---	---	---	---	--	--	--	---

Body shape adjustments

Shoulders








 <p>Square shoulders</p>	 <p>Normal shoulders</p>	 <p>Both very sloped</p>	 <p>Both slightly sloped</p>
 <p>Right normal left sloped</p>	 <p>Left normal right sloped</p>	 <p>Right slightly sloped left very sloped</p>	 <p>Left slightly sloped right very sloped</p>

Neck stance			Neck height		
 <p>Head backwards</p>	 <p>Normal</p>	 <p>Neck backwards</p>	 <p>Normal</p>	<p>Very short neck</p>	 <p>Very long neck</p>

Posture

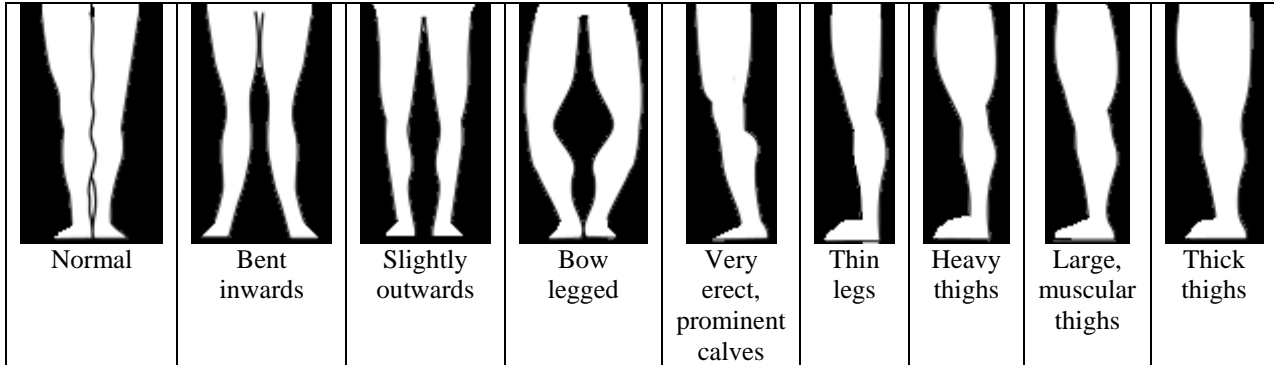
Sleeve length

Standing stance

 <p>Right longer</p>	 <p>Equal lengths</p>	 <p>Left longer</p>	 <p>Strong lean</p>	 <p>Slight lean</p>	 <p>Neutral</p>	 <p>Backward of erect</p>
---	--	--	--	---	--	--

SYDNEY Shirts & Suits

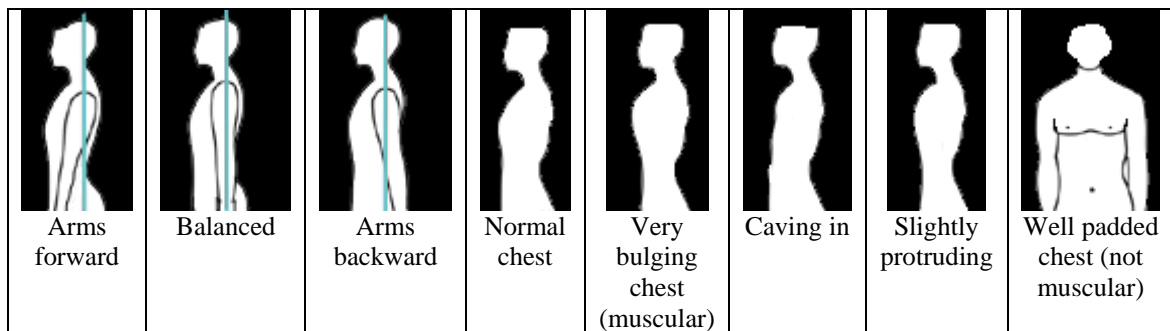
Leg stance



Thigh stance

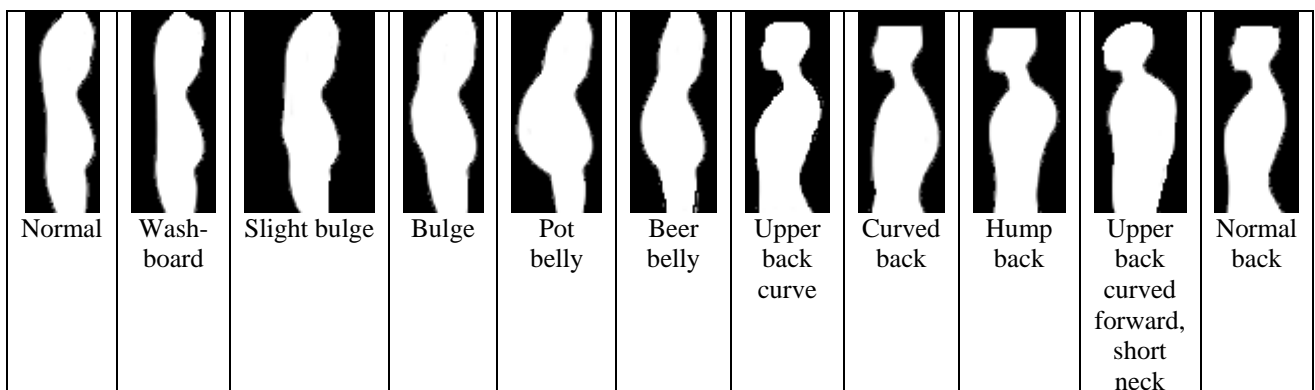
Silhouettes

Arms silhouette



Front chest silhouette

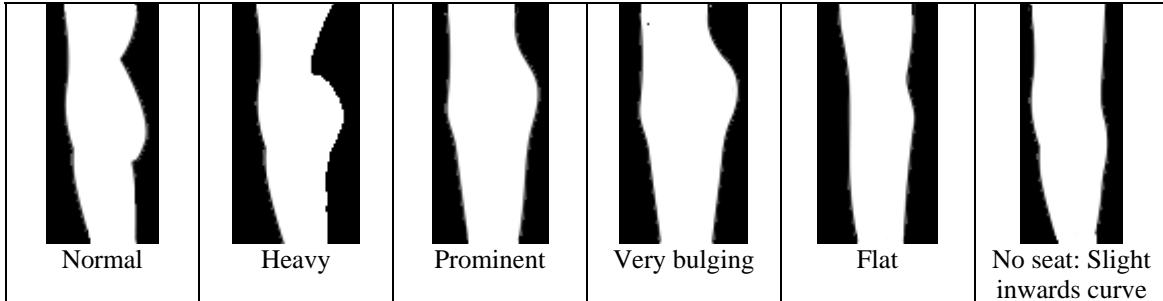
Stomach silhouette



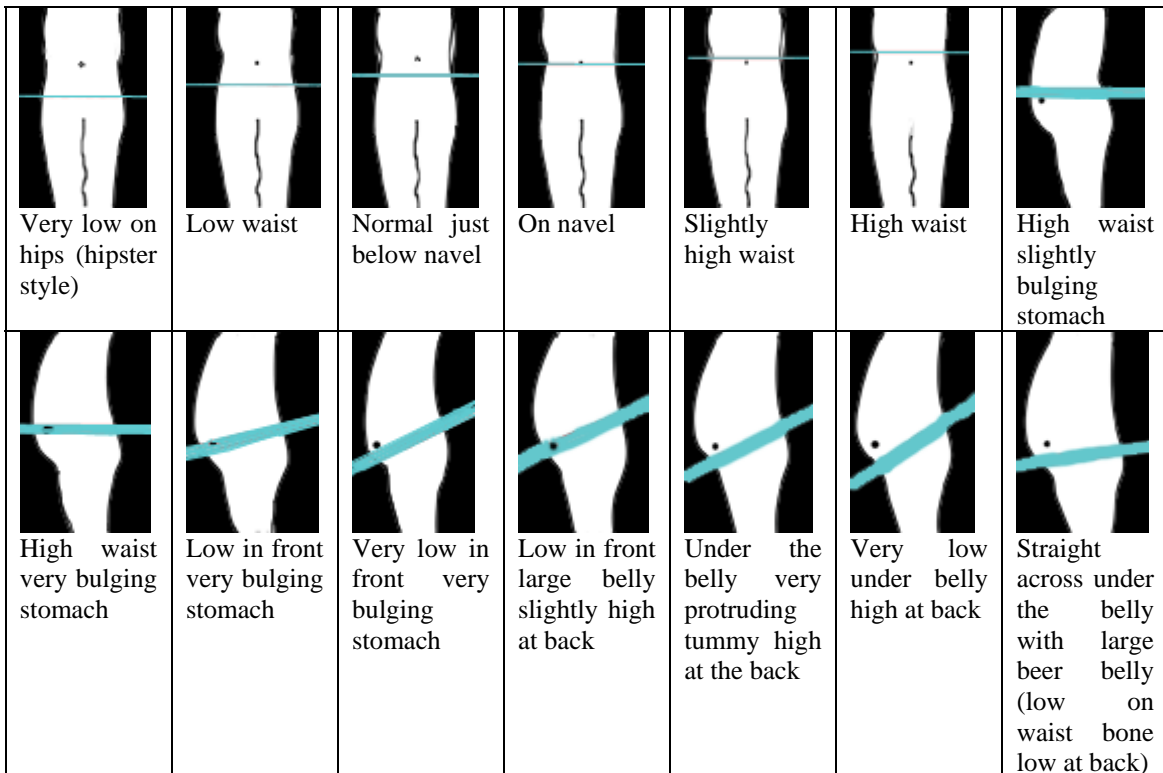
Back silhouette

SYDNEY Shirts & Suits

Seat stance



How do you wear clothes on your waist?



Do you prefer to wear your pants and trousers:
(Please select one)

- Straight across?
- Lower in the front?
- Lower in the back?
- Lower in the sides?

What off-the-rack size do you wear?

How tall are you?

What is your weight?

What sort of physical activities do you participate in regularly?

SYDNEY Shirts & Suits

A few questions about you:

(Please circle)

I have taken the sizes Very exactly – Comfortably – Very loosely

I prefer my clothes to be Snug – comfortable – Loosely comfortable – Very loose – Very baggy

Which measurements have been taken off another piece of clothing?

<input type="checkbox"/> Jacket length	<input type="checkbox"/> Half shoulders	<input type="checkbox"/> Bust to bust
<input type="checkbox"/> Dress or overcoat length	<input type="checkbox"/> Sleeves	<input type="checkbox"/> Neck
<input type="checkbox"/> Vest length	<input type="checkbox"/> Sleeve cuffs	<input type="checkbox"/> Pants out-seam
<input type="checkbox"/> Bust or chest	<input type="checkbox"/> Front	<input type="checkbox"/> Trousers in-seam
<input type="checkbox"/> Stomach	<input type="checkbox"/> Back	<input type="checkbox"/> Pants crotch
<input type="checkbox"/> Pants or skirt waist	<input type="checkbox"/> Back length	<input type="checkbox"/> Pants required cuffs
<input type="checkbox"/> Hips	<input type="checkbox"/> Shoulder to bust	<input type="checkbox"/> Thighs
<input type="checkbox"/> Full shoulders	<input type="checkbox"/> Shoulder to waist	<input type="checkbox"/> Skirt length

Special requests?

Enter your special request here. For special body shapes, for example, if your sleeves length are different both the sides, indicate them here. Likewise, for larger sizes you may also submit the armhole circumference and widest part of biceps measured exactly.

As you would have realised by now, your garments will all be individually custom-made to your precise measurements, because we believe that there is something special in having your clothes made for you.

Please fill in as many of the spaces as you can - just leave whatever information you don't yet have blank. Also, you can send through extra information later - for example, after you have had your measurements taken by a tailor. To help us better understand your proportions by sending us a few photos of your front, back and side silhouettes. This is not absolutely necessary, though tends to help us serve you better.

NAME _____

DATE _____